



REPORT

25800 COMMERCE DRIVE, LAKE FOREST, CA 92630

Project No. G102697884

Date: August 24, 2016

REPORT NO. 102697884LAX-027

TEST OF ONE LED MOVING HEAD BEAM

MODEL NO. PLATINUM SEVEN CYAN ZOOM IN

RENDERED TO

ELATION LIGHTING
6122 S. EASTERN AVE
COMMERCE CA 90040

TEST: Electrical and Photometric tests as required to the IESNA test standard.

STATEMENT OF LIMITATION: This report must not be used by the client to claim product certification, approval, or endorsement by A2LA, NIST, or any agency of the federal government.

AUTHORIZATION: The testing performed was authorized by signed quote number Qu-00648726.

STANDARDS USED: The following American National Standards or Illuminating Engineering Society of North America Test Guides were used in part or totally to test each specimen:

IESNA LM-79 - 2008: Electrical and Photometric Measurements of Solid State Lighting

DESCRIPTION OF SAMPLE: The client submitted one production sample of model number PLATINUM SEVEN CYAN ZOOM IN. The sample was received by Intertek on August 11, 2016, in undamaged condition and one sample was tested as received. The sample designation was LAN1608110839-005.

DATES OF TESTS: August 22, 2016

This report is for the exclusive use of Intertek's Client and is provided pursuant to the agreement between Intertek and its Client. Intertek's responsibility and liability are limited to the terms and conditions of the agreement. Intertek assumes no liability to any party, other than to the Client in accordance with the agreement, for any loss, expense or damage occasioned by the use of this report. Only the Client is authorized to copy or distribute this report and then only in its entirety. Any use of the Intertek name or one of its marks for the sale or advertisement of the tested material, product or service must first be approved in writing by Intertek. The observations and test results in this report are relevant only to the sample tested. This report by itself does not imply that the material, product, or service is or has ever been under an Intertek certification program.

SUMMARY

| | |
|--------------|-----------------------------|
| Model No.: | PLATINUM SEVEN CYAN ZOOM IN |
| Description: | LED Moving Head Beam |

| Criteria | Result |
|-----------------------------|--------|
| Total Lumen Output (Lumens) | 402.1 |
| Total Power (W) | 127.0 |
| Luminaire Efficacy (LPW) | 3.166 |

EQUIPMENT LIST

| Equipment Used | Model Number | Control Number | Last Date Calibrated | Calibration Due Date |
|----------------------------------|--------------|----------------|----------------------|----------------------|
| LSI High Speed Mirror Goniometer | 6440T | 000943 | 08/15/16 | 09/15/16 |
| Elgar Power Supply | CW1251 | 000944 | VBU | VBU |
| Yokogawa Power Analyzer | WT210 | 000945 | 12/04/15 | 12/04/16 |
| Temp. & RH Meter | 971 | 001178 | 12/18/15 | 12/18/16 |
| Extech Instruments Stop Watch | 365510 | 001379 | 11/19/15 | 11/19/16 |
| Tape Measure | C1-25 | 000915 | 12/04/15 | 12/04/16 |
| Empire Magnetic Level | 581-9 | 001610 | VBU | VBU |

TEST METHODS

Seasoning in Sample Orientation – LED Products

No seasoning was performed in accordance with IESNA LM-79.

Photometric and Electrical Measurements – Distribution Method

A LSI Type C High Speed Model 6440 Mirror Goniometer was used to measure the intensity (candelas) at each angle of distribution for each sample.

Ambient temperature was measured equal to the height of the sample mounted on the Goniometer equipment. Each sample was operated at input rated voltage in its designated orientation. Each sample was allowed to stabilize for at least thirty minutes before measurements were made. Electrical measurements including voltage, current, and power were measured using the Yokogawa Power Analyzer.

Some graphics were created with Photometrics Plus software.

RESULTS OF TEST (cont'd)

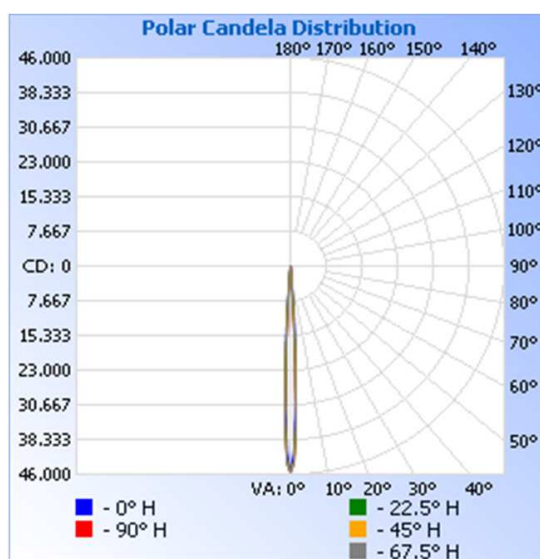
Photometric and Electrical Measurements at Ambient Temperature (25°C +/- 1°C) – Distribution Method

| Intertek Sample No. | Base Orientation | Input Voltage {Vac} | Input Current (mA) | Input Power (Watts) | Input Power Factor | Absolute Luminous Flux (Lumens) | Lumen Efficacy (Lumens Per Watt) |
|---------------------|------------------|---------------------|--------------------|---------------------|--------------------|---------------------------------|----------------------------------|
| LAN1608110839-005 | UP | 120.0 | 1091 | 127.0 | 0.971 | 402.1 | 3.166 |

Intensity (Candlepower) Summary at 25°C - Candelas

Maximum Candela Value: 45,522.3

| Angle | 0 | 22.5 | 45 | 67.5 | 90 |
|-------|-------|-------|-------|-------|-------|
| 0 | 45522 | 45522 | 45522 | 45522 | 45522 |
| 5 | 3339 | 1680 | 1181 | 621 | 497 |
| 10 | 1 | 1 | 4 | 4 | 0 |
| 15 | 0 | 0 | 0 | 0 | 0 |
| 20 | 0 | 0 | 0 | 0 | 0 |
| 25 | 0 | 0 | 0 | 0 | 0 |
| 30 | 0 | 0 | 0 | 0 | 0 |
| 35 | 0 | 0 | 0 | 0 | 0 |
| 40 | 0 | 0 | 0 | 0 | 0 |
| 45 | 0 | 0 | 0 | 0 | 0 |
| 50 | 0 | 0 | 0 | 0 | 0 |
| 55 | 0 | 0 | 0 | 0 | 0 |
| 60 | 0 | 0 | 0 | 0 | 0 |
| 65 | 0 | 0 | 0 | 0 | 0 |
| 70 | 0 | 0 | 0 | 0 | 0 |
| 75 | 0 | 0 | 0 | 0 | 0 |
| 80 | 0 | 0 | 0 | 0 | 0 |
| 85 | 0 | 0 | 0 | 0 | 0 |
| 90 | 0 | 0 | 0 | 0 | 0 |

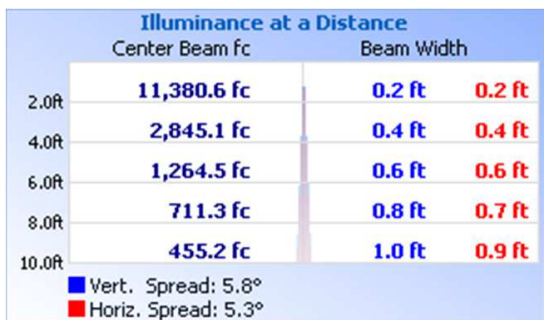


RESULTS OF TEST (cont'd)

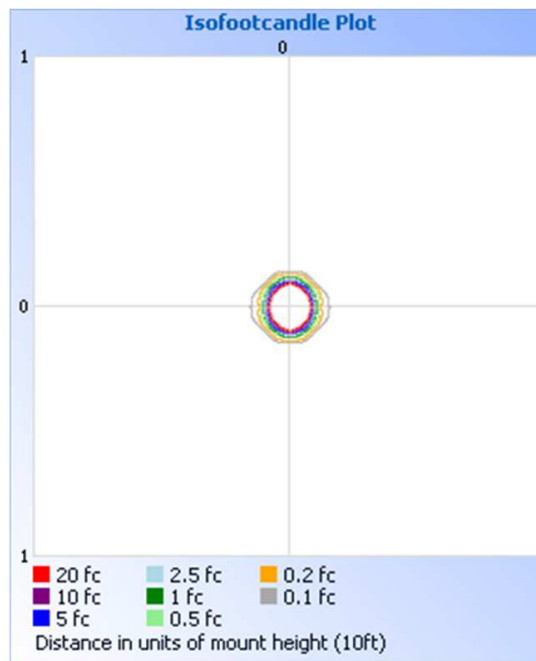
Illumination Plots

Mounting Height: 10 ft.

Illuminance - Cone of Light



Isoillumination Plot



Zonal Lumen Summary and Percentages at 25°C

| Zone | Lumens | % Luminaire |
|--------|--------|-------------|
| 0-30 | 402.1 | 100.0 |
| 0-40 | 402.1 | 100.0 |
| 0-60 | 402.1 | 100.0 |
| 60-90 | 0.0 | 0.0 |
| 0-90 | 402.1 | 100.0 |
| 90-180 | 0.0 | 0.0 |
| 0-180 | 402.1 | 100.0 |

Zonal Lumens and Percentages at 25°C

| Zone | Lumens | % Luminaire |
|-------|--------|-------------|
| 0-10 | 402.1 | 100.0 |
| 10-20 | 0.0 | 0.0 |
| 20-30 | 0.0 | 0.0 |
| 30-40 | 0.0 | 0.0 |
| 40-50 | 0.0 | 0.0 |
| 50-60 | 0.0 | 0.0 |
| 60-70 | 0.0 | 0.0 |
| 70-80 | 0.0 | 0.0 |
| 80-90 | 0.0 | 0.0 |

PICTURE (not to scale)



CONCLUSION

The results tabulated in this report are representative of the actual test samples submitted for this report only. The data is provided to the client for further evaluation. Compliance to the referenced specification requirements was not determined in this report.

In Charge Of Tests:



Ameet Alawi
Technician
Lighting Division

Attachment: None

Report Reviewed By:



Kenda Branch
Lighting Performance Team Lead
Lighting Division